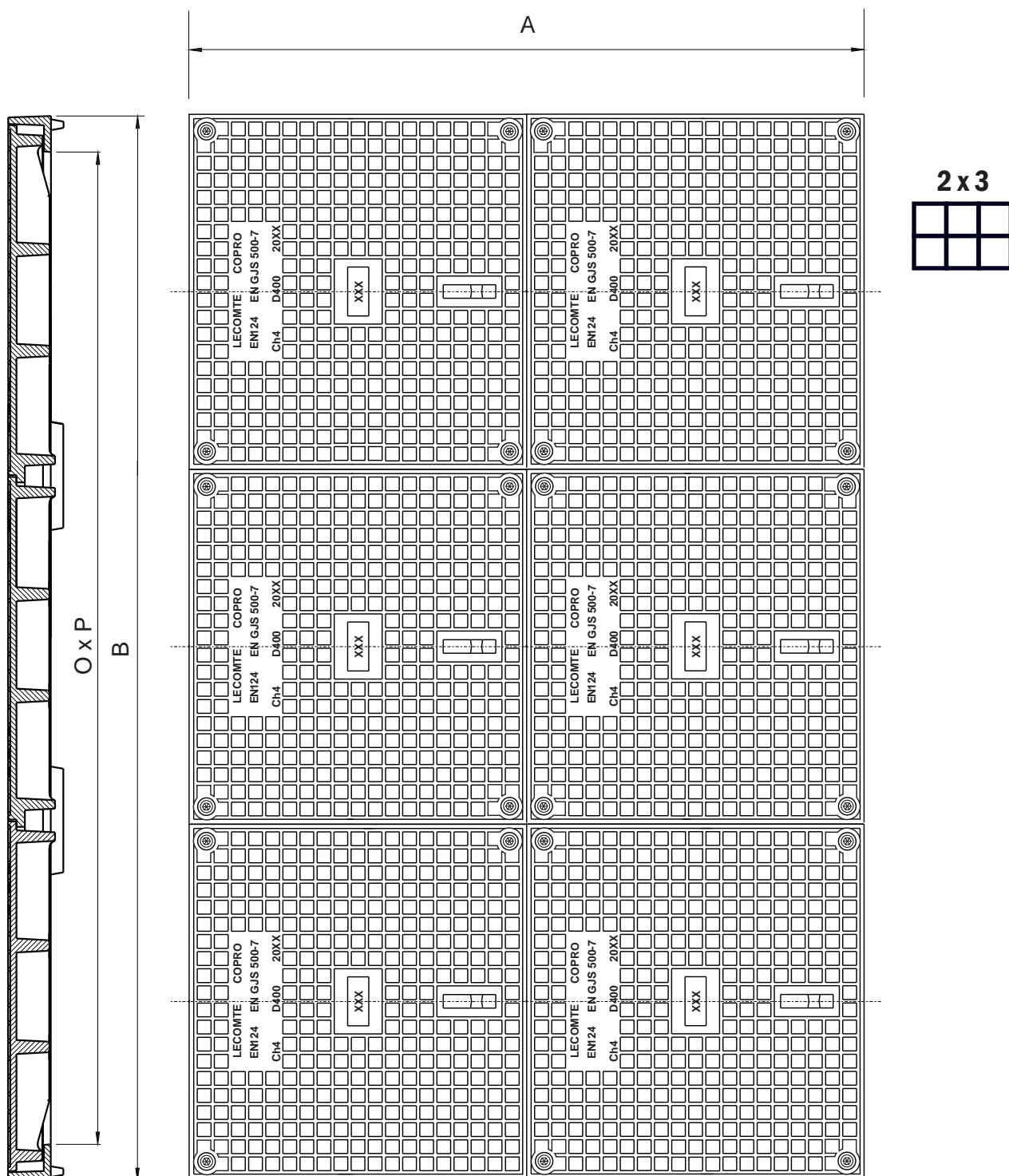






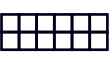



## CH4M Couvre caniveau






**Couvre caniveau - Classe D400**  
**Tampons surface fonte anti-dérapants et traverse amovible**







	COUVERCLE	DIMENSIONS		
		A x B	O x P	H
	<b>400 - 2x2</b>	960x960	870x870	210
	<b>500 - 2x2</b>	1160x1160	1070x1070	210
	<b>600 - 2x2</b>	1360x1360	1270x1270	210
	<b>700 - 2x2</b>	1580x1580	1480x1480	210
	<b>800 - 2x2</b>	1766x1766	1673x1673	210
	<b>900 - 2x2</b>	1974x1974	1877x1877	210
	<b>1000 - 2x2</b>	2160x2160	2070x2070	210
	<b>400 - 2x3</b>	960x1425	870x1342	210
	<b>500 - 2x3</b>	1160x1725	1070x1642	210
	<b>600 - 2x3</b>	1360x2025	1270x1942	210
	<b>700 - 2x3</b>	1580x2355	1480x2262	210
	<b>800 - 2x3</b>	1766x2634	1673x2550	210
	<b>900 - 2x3</b>	1974x2946	1877x2860	210
	<b>1000 - 2x3</b>	2160x3225	2070x3142	210
	<b>400 - 2x4</b>	960x1895	870x1813	210
	<b>500 - 2x4</b>	1160x2295	1070x2213	210
	<b>600 - 2x4</b>	1360x2695	1270x2613	210
	<b>700 - 2x4</b>	1580x3135	1480x3043	210
	<b>800 - 2x4</b>	1766x3507	1673x3425	210
	<b>900 - 2x4</b>	1974x3923	1877x3840	210
	<b>1000 - 2x4</b>	2160x4295	2070x4213	210
	<b>400 - 2x5</b>	960x2365	870x2284	210
	<b>500 - 2x5</b>	1160x2865	1070x2789	210
	<b>600 - 2x5</b>	1360x3365	1270x3284	210
	<b>700 - 2x5</b>	1580x3915	1480x3824	210
	<b>800 - 2x5</b>	1766x4380	1673x4300	210
	<b>900 - 2x5</b>	1974x4900	1877x4820	210
	<b>1000 - 2x5</b>	2160x5365	2070x5284	210
	<b>400 - 2x6</b>	960x2835	870x2755	210
	<b>500 - 2x6</b>	1160x3435	1070x3355	210
	<b>600 - 2x6</b>	1360x4035	1270x3955	210
	<b>700 - 2x6</b>	1580x4695	1480x4605	210
	<b>800 - 2x6</b>	1766x5253	1673x5175	210
	<b>900 - 2x6</b>	1974x5877	1877x5800	210
	<b>1000 - 2x6</b>	2160x6435	2070x6355	210

	COUVERCLE	DIMENSIONS		
		A x B	O x P	H
	<b>400 - 6x4</b>	1895x2835	1813x2755	210
	<b>500 - 6x4</b>	2295x3435	2213x3355	210
	<b>600 - 6x4</b>	2695x4035	2613x3955	210
	<b>700 - 6x4</b>	3135x4695	3043x4605	210
	<b>800 - 6x4</b>	3507x5253	3425x5175	210
	<b>900 - 6x4</b>	3923x5877	3840x5800	210
	<b>1000 - 6x4</b>	4295x6435	4213x6355	210

	COUVERCLE	DIMENSIONS		
		A x B	O x P	H
	<b>400 - 3x3</b>	1425x1425	1342x1342	210
	<b>500 - 3x3</b>	1725x1725	1642x1642	210
	<b>600 - 3x3</b>	2025x2025	1942x1942	210
	<b>700 - 3x3</b>	2355x2355	2262x2262	210
	<b>800 - 3x3</b>	2634x2634	2550x2550	210
	<b>900 - 3x3</b>	2946x2946	2860x2860	210
	<b>1000 - 3x3</b>	3225x3225	3142x3142	210
	<b>400 - 3x4</b>	1425x1895	1342x1813	210
	<b>500 - 3x4</b>	1725x2295	1642x2213	210
	<b>600 - 3x4</b>	2025x2695	1942x2613	210
	<b>700 - 3x4</b>	2355x3135	2262x3043	210
	<b>800 - 3x4</b>	2634x3507	2550x3425	210
	<b>900 - 3x4</b>	2946x3923	2860x3840	210
	<b>1000 - 3x4</b>	3225x4295	3142x4213	210
	<b>400 - 3x5</b>	1425x2365	1342x2284	210
	<b>500 - 3x5</b>	1725x2865	1642x2789	210
	<b>600 - 3x5</b>	2025x3365	1942x3284	210
	<b>700 - 3x5</b>	2355x3915	2262x3824	210
	<b>800 - 3x5</b>	2634x4380	2550x4300	210
	<b>900 - 3x5</b>	2946x4900	2860x4820	210
	<b>1000 - 3x5</b>	3225x5365	3142x5284	210
	<b>400 - 3x6</b>	1425x2835	1342x2755	210
	<b>500 - 3x6</b>	1725x3435	1642x3355	210
	<b>600 - 3x6</b>	2025x4035	1942x3955	210
	<b>700 - 3x6</b>	2355x4695	2262x4605	210
	<b>800 - 3x6</b>	2634x5253	2550x5175	210
	<b>900 - 3x6</b>	2946x5877	2860x5800	210
	<b>1000 - 3x6</b>	3225x6435	3142x6355	210

	COUVERCLE	DIMENSIONS		
		A x B	O x P	H
	<b>400 - 4x4</b>	1895x1895	1813x1813	210
	<b>500 - 4x4</b>	2295x2295	2213x2213	210
	<b>600 - 4x4</b>	2695x2695	2613x2613	210
	<b>700 - 4x4</b>	3135x3135	3043x3043	210
	<b>800 - 4x4</b>	3507x3507	3425x3425	210
	<b>900 - 4x4</b>	3923x3923	3840x3840	210
	<b>1000 - 4x4</b>	4295x4295	4213x4213	210
	<b>400 - 5x4</b>	1895x2365	1813x2284	210
	<b>500 - 5x4</b>	2295x2865	2213x2789	210
	<b>600 - 5x4</b>	2695x3365	2613x3284	210
	<b>700 - 5x4</b>	3135x3915	3043x3824	210
	<b>800 - 5x4</b>	3507x4380	3425x4300	210
	<b>900 - 5x4</b>	3923x4900	3840x4820	210
	<b>1000 - 5x4</b>	4295x5365	4213x5284	210